

Unofficial Translation

Budget Summary of Fiscal Year 2077/78 BS (2020/21 AD)

Including Fiscal Transfers



Ministry of Economic Affairs and Planning

Province No. 1

Biratnagar, Nepal

Table of Contents

Part (A)

Title	Page No.
Objectives of the Budget	1
Sectoral Priorities of the Budget	2
Budget structure	3
Sources of Expenditure	4
Estimation of Internal Revenue	5
Ministry/ Central Body/ Grant Titled Expenditure Estimation	6
Operating Expenditure Estimation	7
Number and the Budget of the programs under federal Supplementary, Special and Conditional Grants Operated by Sectoral Ministries	8
Expenditure Estimates (Sustainable Development Goals)	9
Expenditure Estimates as per Provincial First Periodic Planning Strategy	10
Gender Responsive Budget & Climate Friendly Budget	11
State Government's Special programs for Fiscal Year 2077/78 BS (Flagship Programs)	12

Part (B)

Inter-Governmental Fiscal Transfers (Local Level)	13-20
--	--------------

Part (C)

Recommendation Regarding Vehicle Tax Sharing by the Provincial Government to Local Level	21-28
---	--------------

Objectives of the Budget

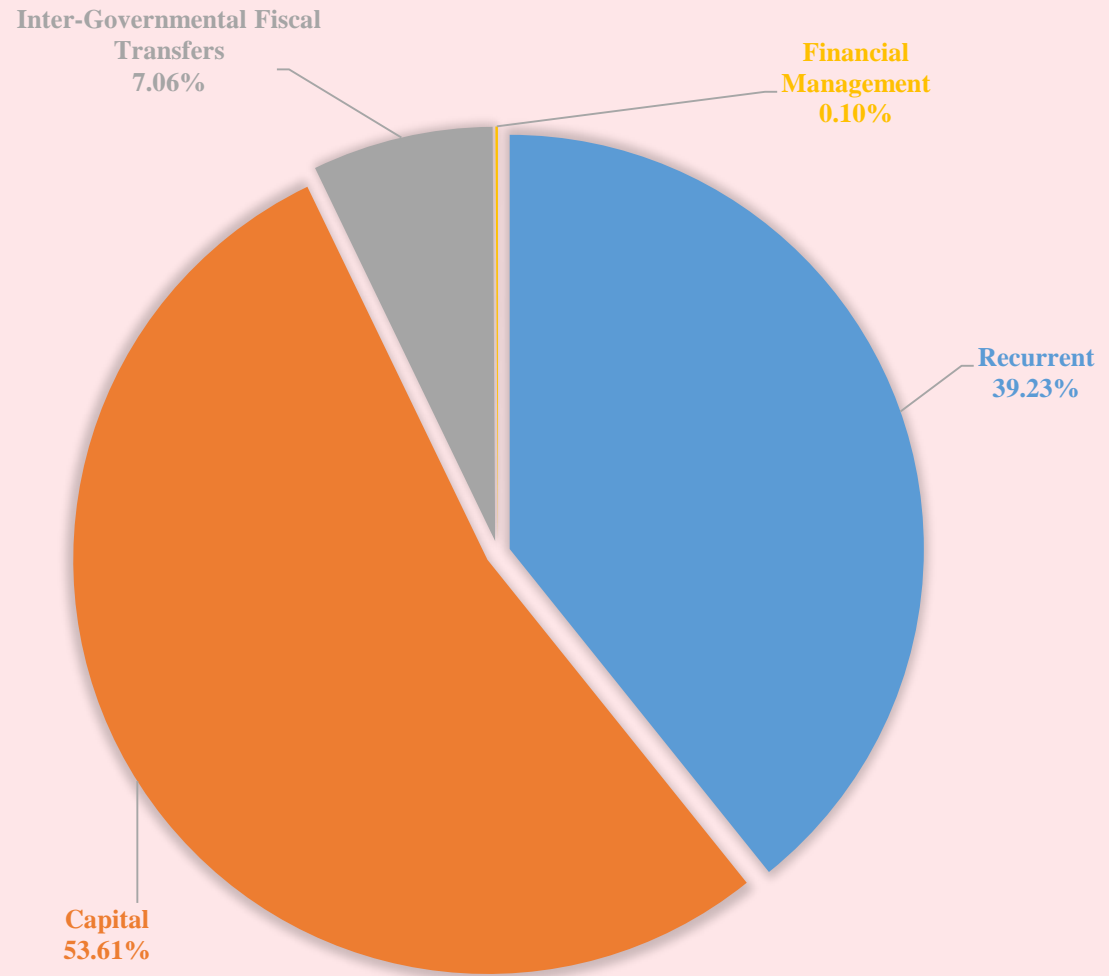
- **To protect the lives of the people from all kinds of diseases including Corona pandemic, to make the life of the citizens safe and reliable.**
- **Coordinating policy and resources to revitalize the Corona pandemic while minimizing its impact on the economy and other sectors.**
- **To make people realize the presence of the welfare state by increasing the health, education, employment and development friendly policy interdependence.**
- **To increase the effectiveness of infrastructure, economic and social sectors by making maximum use of available resources and means through adopting economical and effective expenditure system.**
- **To guarantee civil security and social justice through effectiveness, transparency, good governance and accountability of public service.**

Sectoral Priorities of the Budget

- **Expansion of reliable health care and development of health infrastructure to protect all citizens from all kinds of diseases and risks including Corona and increase access to health care**
- **Development of an inter-sectoral coordination mechanism to create employment for those returning from foreign employment and for the availability of employment due to the decline in internal employment due to COVID19**
- **Emphasis on technical and skill based education to increase people's income, create employment and develop self-reliance and its interdependence with agriculture, tourism and industry**
- **Development and expansion of clean drinking water and housing, roads, irrigation, transportation, urban infrastructure and information technology**
- **Gender equality and inclusion, mitigation of natural disasters and environmental protection; Citizen friendly governance system**
- **Development of strong mutual partnership with the Government of Nepal and the local level to further embody the concept of cooperation, coordination and co-existence.**
- **Increase contribution to enhance the public welfare role of the state by fulfilling the fundamental rights and entitlements of the citizens**
- **Contribution of the Federal Government to the objective of building an uplifting, elevated, independent, prosperous and socialist oriented economy**
- **Cooperation and coordination with private sector, cooperatives and community sector to ensure expected results in resource mobilization and social issues**

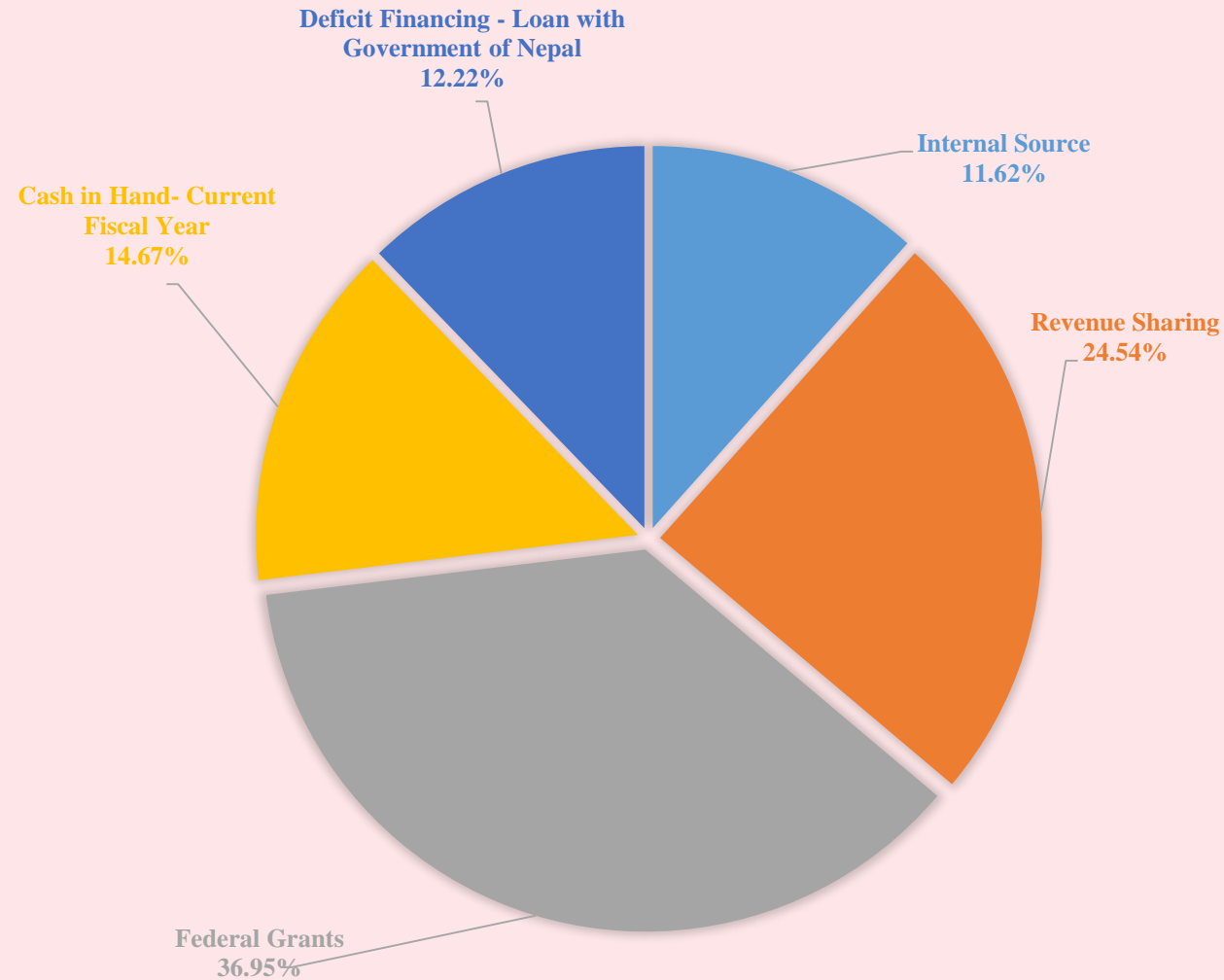
Budget Structure

Nature of the Expenditure	Budget in Rs '000'	Percent%
Recurrent	16046698	39.23
Capital	21925004	53.61
Inter-Governmental Fiscal Transfers	2888245	7.06
Financial Management	40000	0.10
Total	40899947	100%



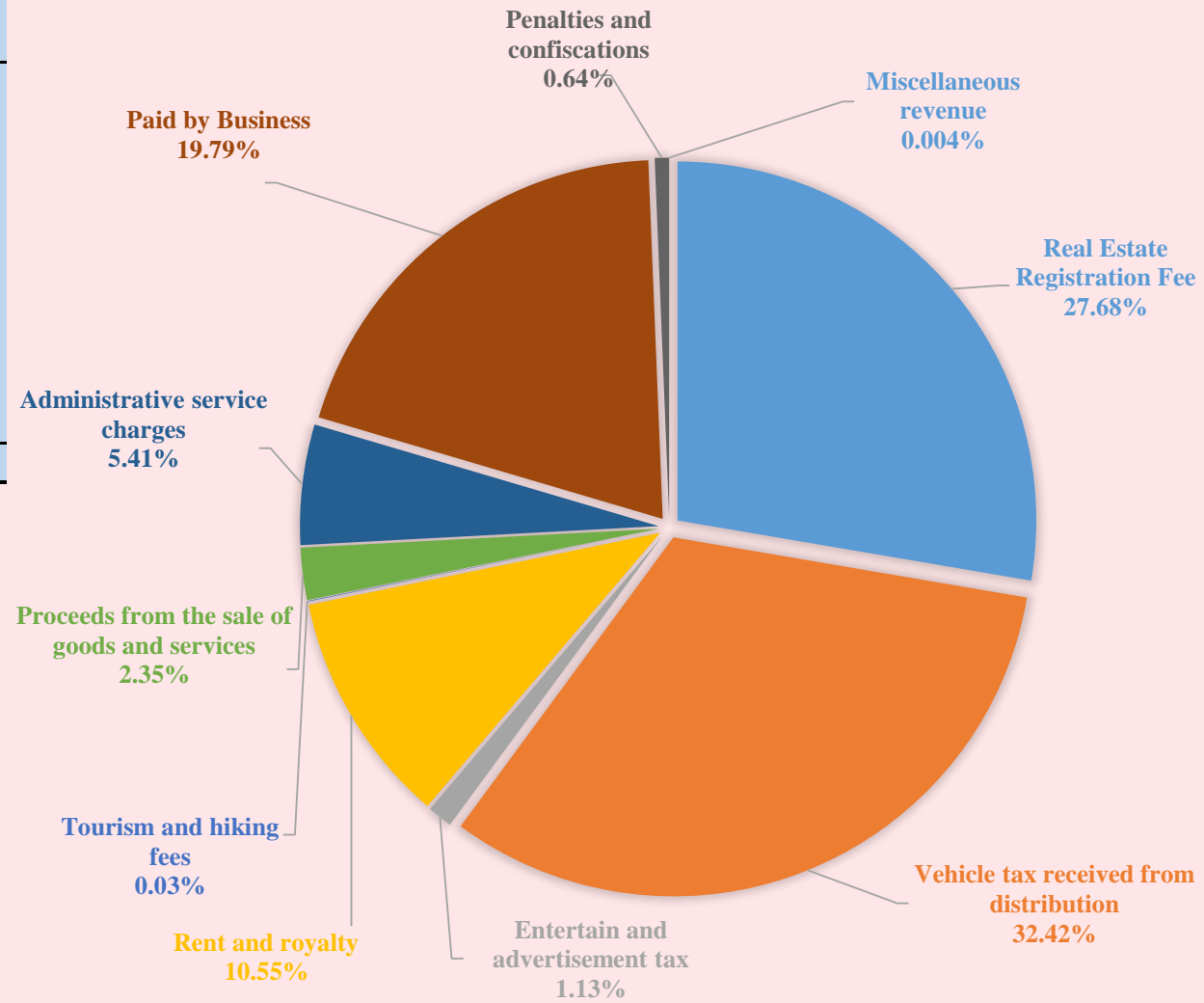
Sources of Expenditure

Source of Expenditure	Amount in Rs '000'	Percent %
Internal Source	4750747	11.62
Revenue Sharing	10035400	24.54
Federal Grants	15113800	36.95
Cash in Hand of Current Fiscal Year	6000000	14.67
Deficit Financing - Loan with Government of Nepal	5000000	12.22
Total	40899947	100%



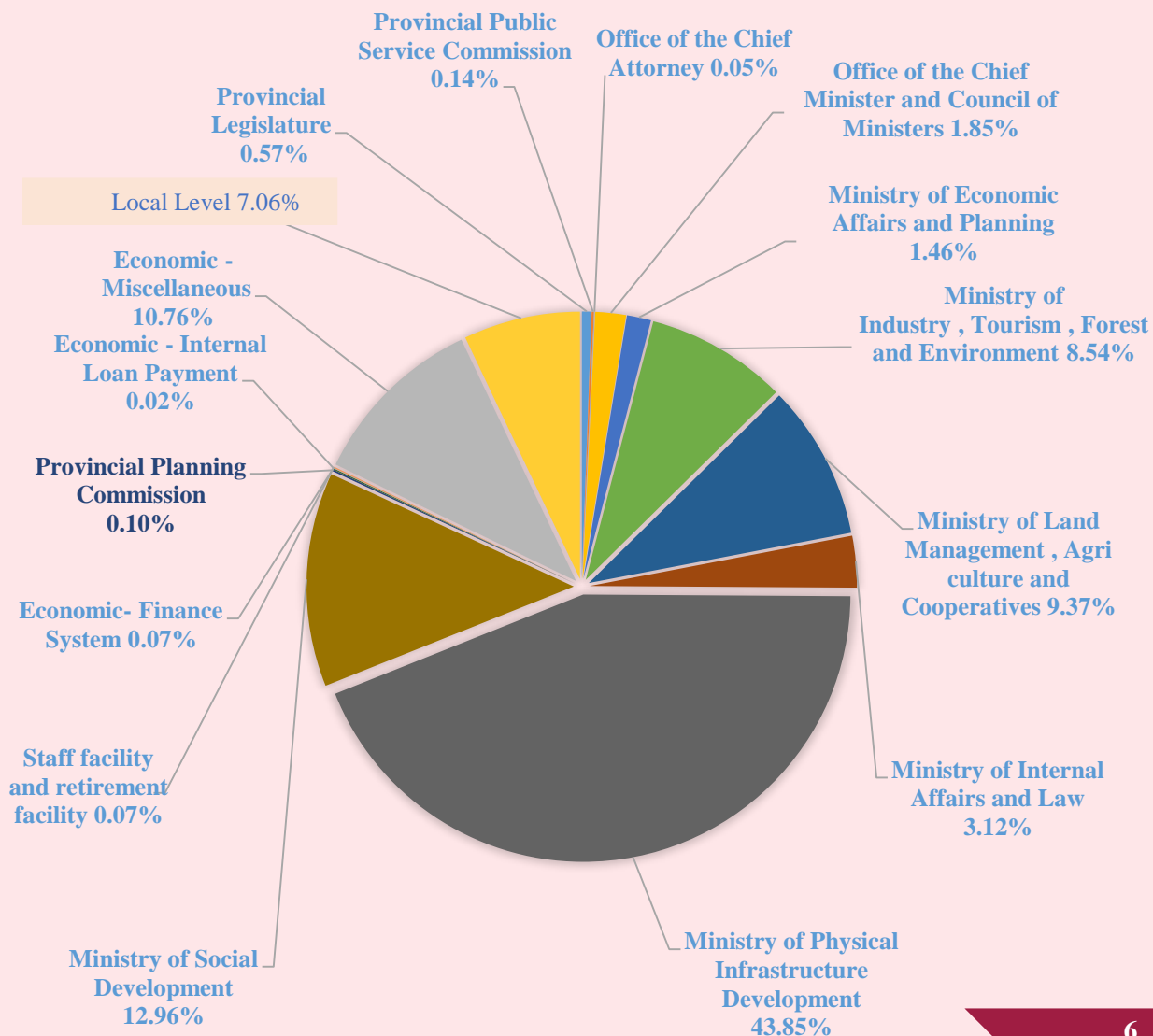
Estimation of Internal Revenue

Details	Budget in Rs '000'	Percent %
Real Estate Registration Fee	1315122	27.68
Vehicle tax received from distribution	1540425	32.42
Entertain and advertisement tax	53500	1.13
Rent and royalty	501000	10.55
Tourism and hiking fees	1500	0.03
Proceeds from the sale of goods and services	111500	2.35
Administrative service charges	257000	5.41
Paid by Business	940200	19.79
Penalties and confiscations	30300	0.64
Miscellaneous revenue	200	0.004
Total	4750747	100%



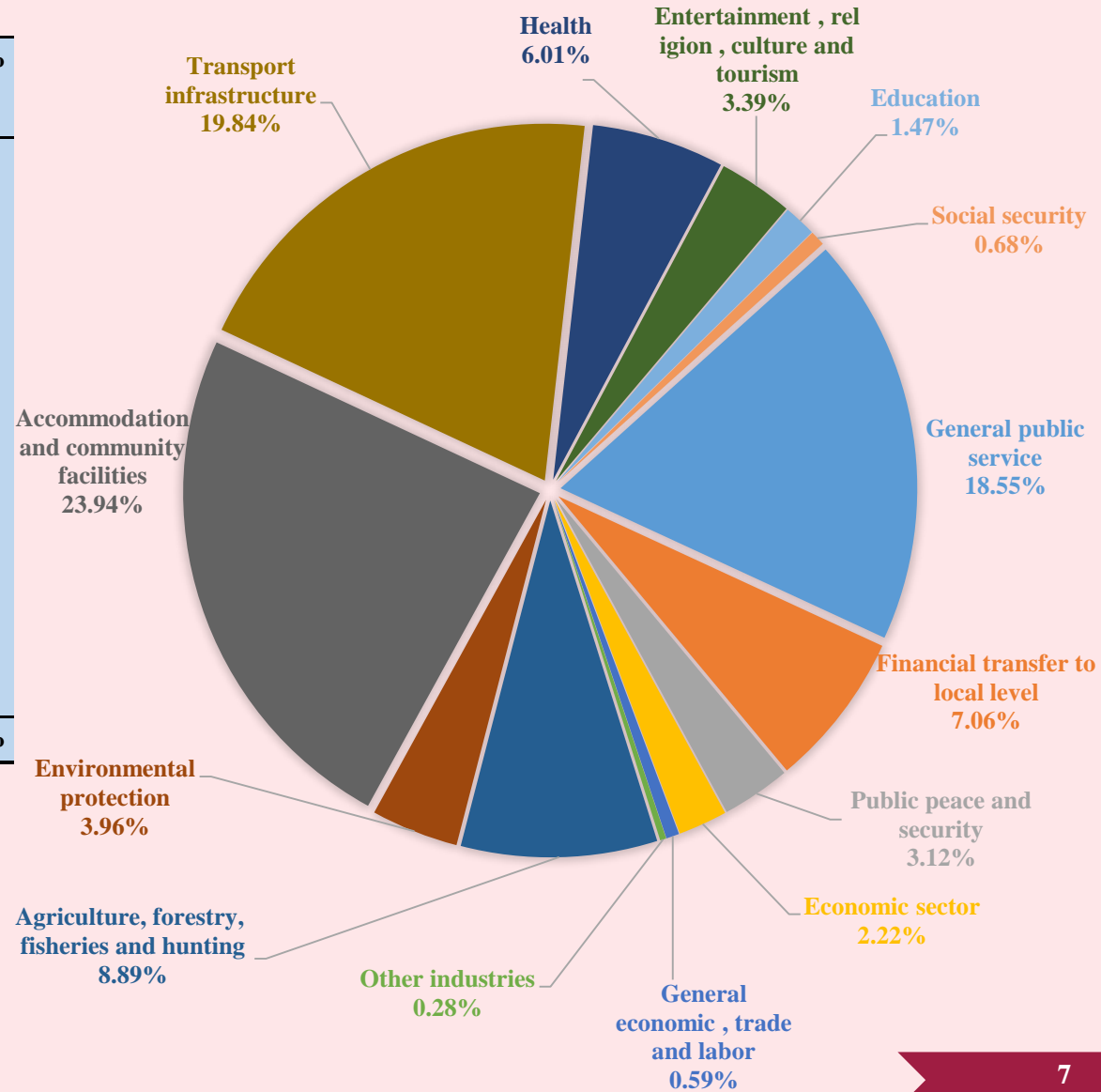
Ministry/ Central Body/ Grant Titled Expenditure Estimation

Ministry / Central Body / Grant Title	Budget in Rs '000'	Percent %
Provincial Legislature	235036	0.57
Provincial Public Service Commission	55922	0.14
Office of the Chief Attorney	18578	0.05
Office of the Chief Minister and Council of Ministers	758076	1.85
Ministry of Economic Affairs and Planning	598184	1.46
Ministry of Industry , Tourism , Forest and Environment	3493889	8.54
Ministry of Land, Management, Agriculture and Cooperatives	3831633	9.37
Ministry of Internal Affairs and Law	1274089	3.12
Ministry of Physical Infrastructure Development	17932982	43.85
Ministry of Social Development	5302075	12.96
Provincial Planning Commission	42238	0.10
Economic-Finance System	30000	0.07
Economic - Internal Loan Payment	10000	0.02
Staff facility and retirement facility	30000	0.07
Economic - Miscellaneous	4399000	10.76
Local level	2888245	7.06
Total	40899947	100%



Operating Expenditure Estimation

Sector	Budget in Rs '000'	Percent%
General public service	7585811	18.55
Financial transfer to local level	2888245	7.06
Public peace and security	1274089	3.12
Economic sector	909508	2.22
General economic , trade and labor	242273	0.59
Other industries	114487	0.28
Agriculture , forestry , fisheries and hunting	3635449	8.89
Environmental protection	1619497	3.96
Accommodation and community facilities	9793070	23.94
Transport infrastructure	8114068	19.84
Health	2457831	6.01
Entertainment , religion , culture and tourism	1385233	3.39
Education	602317	1.47
Social security	278069	0.68
Total	40899947	100%



Number and Budget of the programs under federal Supplementary, Special and Conditional Grants Operated by Sectoral Ministries

Supplementary Grants

Ministry	Program Number	Budget in Rs. Thousand
Ministry of Industry, Tourism, Forests and Environment	1	35400
Ministry of Physical Infrastructure Development	8	807300
Total	9	842700

Special Grants

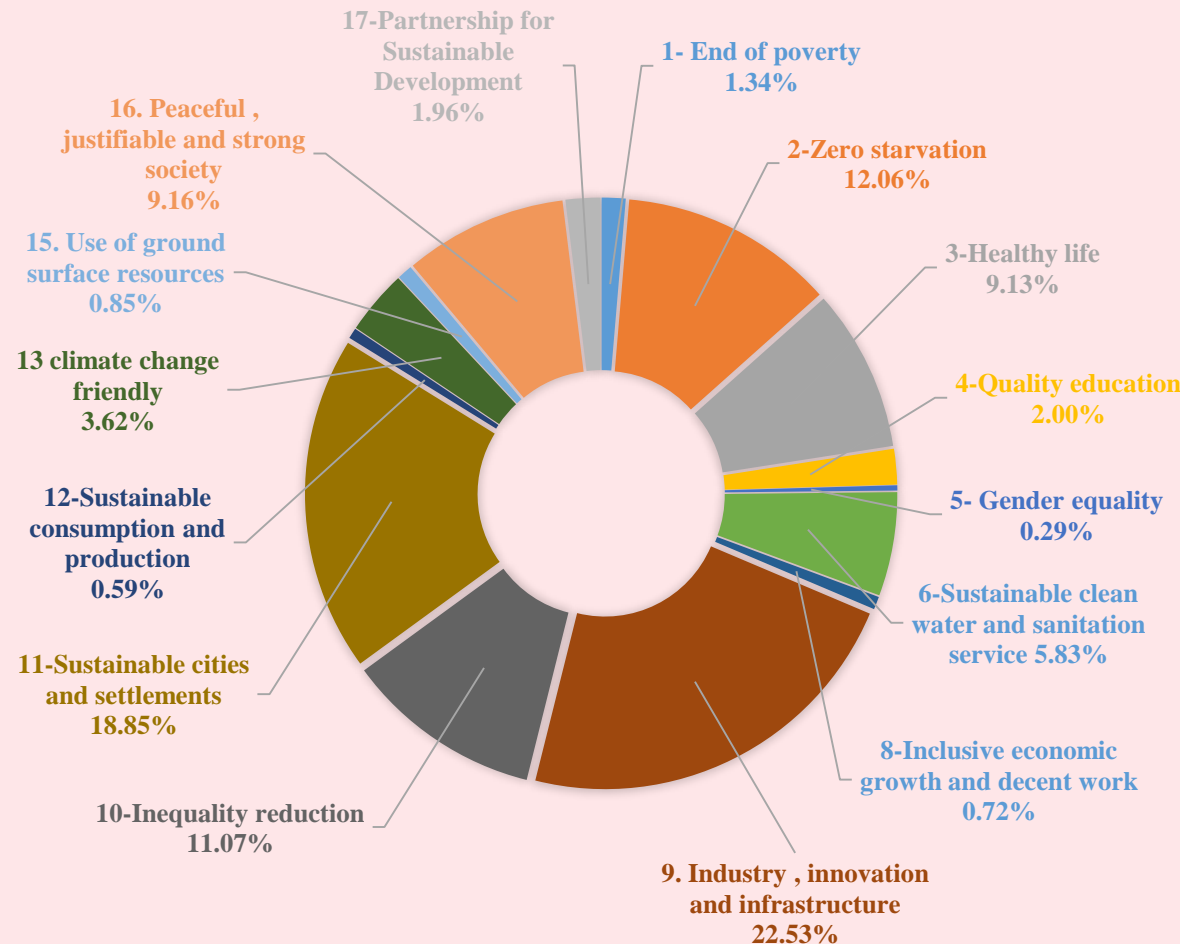
Ministry	Program Number	Budget in Rs. Thousand
Ministry of Land Management, Agriculture and Cooperatives	3	230000
Ministry of Social Development	5	305000
Total	8	535000

Conditional Grants

Ministry	Program Number	Budget in Rs. Thousand
Office of the Chief Minister and Council of Ministers	2	412700
Ministry of Industry, Tourism, Forests and Environment	5	179,300
Ministry of Land Management, Agriculture and Cooperatives	3	439100
Ministry of Physical Infrastructure Development	19	3211600
Ministry of Social Development	23	149500
Total	52	5737700

Expenditure Estimates (Sustainable Development Goals)¹

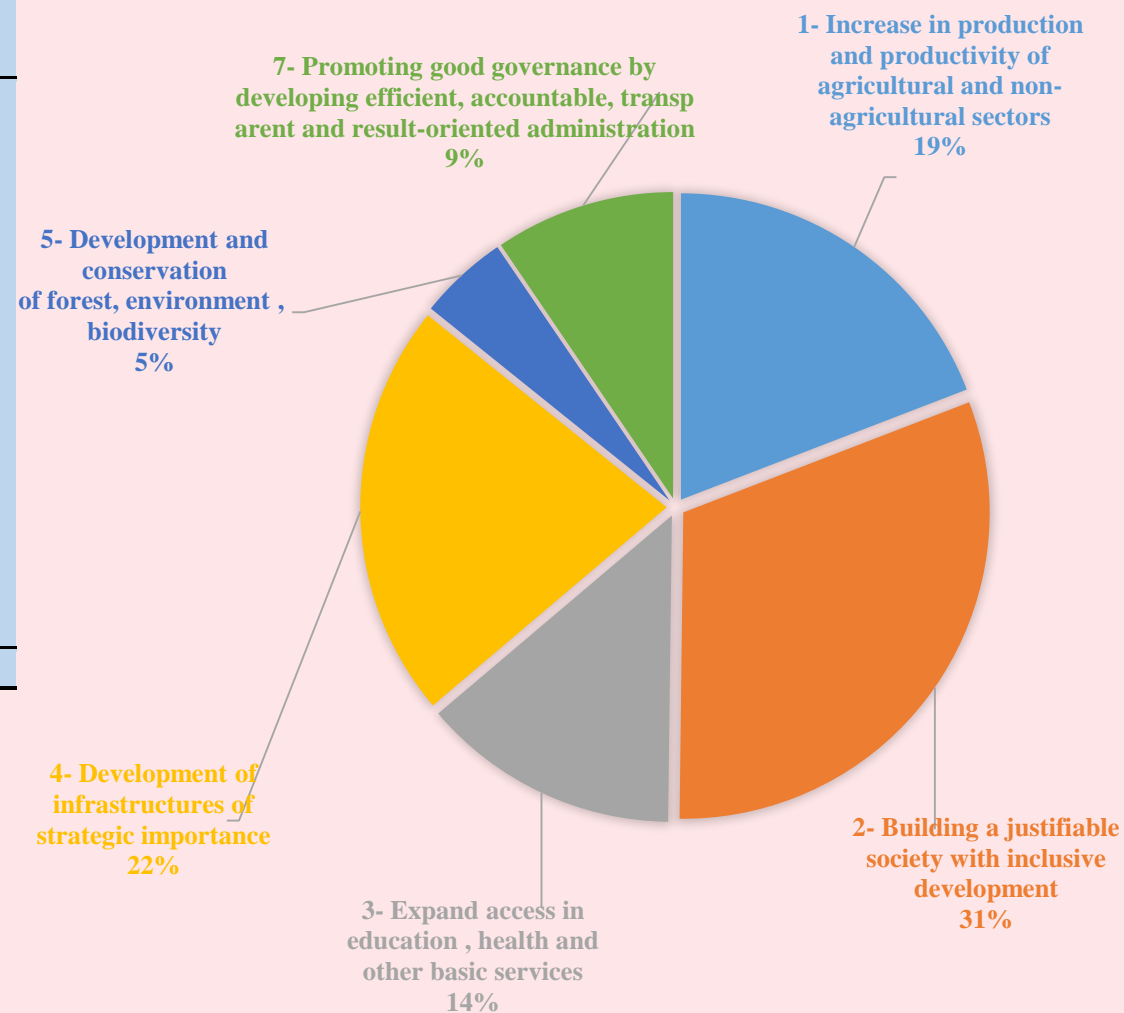
Sustainable Development Goals	Budget in Rs '000'	Percent%
0-Not coded	10759763	
1- End of poverty	405025	1.34
2-Zero starvation	3635449	12.06
3-Healthy life	2752275	9.13
4-Quality education	602317	2.00
5- Gender equality	88104	0.29
6-Sustainable clean water and sanitation service	1756467	5.83
8-Inclusive economic growth and decent work	216720	0.72
9. Industry , innovation and infrastructure	6789238	22.53
10-Inequality reduction	3336490	11.07
11-Sustainable cities and settlements	5679950	18.85
12-Sustainable consumption and production	179,300	0.59
13 climate change friendly	1092176	3.62
15. Use of ground surface resources	254872	0.85
16. Peaceful , justifiable and strong society	2760710	9.16
17-Partnership for Sustainable Development	591091	1.96
Total	40899947	100%



¹Among the encoded

Expenditure Estimates as per Provincial First Periodic Planning Strategy²

Strategy	Budget in Rs '000'	Percent%
1- Increase in production and productivity of agricultural and non-agricultural sectors	7069171	19
2- Building a justifiable society with inclusive development	11463887	31
3- Expand access in education , health and other basic services	5026706	14
4- Development of infrastructures of strategic importance like transportation , electricity , irrigation etc.	8111153	22
5-Development and Conservation of forest, environment, biodiversity	1742952	5
7-Promoting Good governance by developing efficient, accountable, transparent and result-oriented administration	3508206	9
8-General Administration	803627	
9. Grants to be transferred at the local level	3174245	
Total	40899947	100%



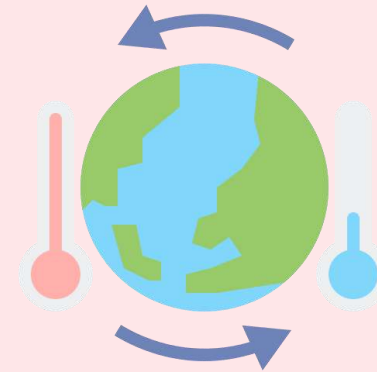
²Except for grants to be transferred to general administration and local level

Gender Responsive Budget



Direct benefit	14.32%
Indirect benefit	61.18%
Neutral	24.50%

Climate Friendly Budget



Direct benefit	15.80%
Indirect benefit	39.39%
Neutral	44.81%

Provincial Government's Special Programs for Fiscal Year 2077/78 BS (Flagship Programs)

- **Prevention and Management of Covid-19**
- **Let's survive by throwing away the disease not by raising**
- **Expansion of school nurse service program at all local levels**
- **Production is the responsibility of the farmer , market and price are the responsibility of the government**
- **One district , one product**
- **One local level, one fruit nursery**
- **Study will be done to establish Agriculture Center of Excellence**
- **Special encouragement and promotion in organic farming**
- **Grant for three years on interest on agricultural loans up to Rs. 5,00,000**
- **Province head Innovation Agriculture Program**
- **To make the state self-sufficient in meat , eggs and fish within five years**
- **My agriculture , My pride**
- **State government with all farmers**
- **Where there is farming , there is irrigation**
- **Incentive program for talented Dalit and backward class students**
- **Provincial Innovation Fund**
- **Technical University establishment**
- **Construction of Smart school, information technology education , digital literacy**
- **Operation of Human Resource Development Bank**
- **Chief Minister Youth Entrepreneurship Program**
- **Establishment of Digital Knowledge Center for employment promotion**
- **Dalit empowerment law will be made**
- **Province head Senior Citizen Dental Gift Program**
- **Self-reliant daughter for a prosperous state to make it a child marriage free state**
- **Women empowerment law will be made**
- **Strengthening of State Level Residential Schools for the Deaf , Intellectually Handicapped and Blind Children**
- **Terai-Madhesh Green Forest Development Program**
- **Integrated watershed conservation program based on basin approach**
- **State water people's investment**
- **Solar energy lighting program targeting the poor**
- **Self-reliant economy and a prosperous state is what we want**
- **Public Private Partnership Program**
- **Ecotourism , Industry and Trade being base for economic prosperity**
- **Master plan for Heroic Martyr and historical land model village**
- **State security policy will be formulated**
- **Safe borders , safe life**
- **Digital Province**
- **Building service delivery , good governance and development through transparent , accountable and results-based public administration**
- **Zero tolerance on corruption**
- **I Move Forward (Ma Aghi Badhchhu)**
- **Chief Minister Essential Service Center**
- **Good road governance for safe travel**

Inter-Governmental Fiscal Transfers

(Local Level)

Fiscal Year 2077/78 BS (2020/21 AD)

Summary of Fiscal Transfers for the Fiscal Year 2077/78 BS (2020/21 AD)

(in Rs. Thousands)

Details	Fiscal Equalization Grants	Conditional Grants	Special Grants	Supplementary Grants	Total
Local Level	1,00,00,00	46,72,45		1,40,70,00	2,87,42,45
Metropolitan City	1,10,68	1,05,55	0	3,00,00	5,16,23
Sub-Metropolitan City	1,90,05	1,45,56	0	2,00,00	5,35,61
Municipality	34,66,60	33,87,61	0	47,00,00	1,15,54,21
Rural Municipality	62,32,67	10,33,73	0	88,70,00	1,61,36,40

Inter-Governmental Fiscal Transfer

(Local Level)

Fiscal Year 2077/78

(in Rs. Thousands)

Title	Fiscal Equalization (26331)	Conditional Grants (26332)	Special Grants (26333)	Supplementary Grants (26334)	Total
Local Level	1,00,00,00	46,72,45	0	1,40,70,00	2,87,42,45
Taplejung	6,33,14	59,00	0	9,00,00	15,92,14
Municipality	71,70	51,00	0	1,00,00	2,22,70
801011013 Fungling Municipality	71,70	51,00	0	1,00,00	2,22,70
Rural Municipality	5,61,44	8,00	0	8,00,00	13,69,44
801013013 Atharai Triveni Rural Municipality	70,11	1,00	0	1,00,00	1,71,11
801013023 Faktanglung Rural Municipality	70,27	1,00	0	1,00,00	1,71,27
801013033 Mikwakhola Rural Municipality	70,21	1,00	0	1,00,00	1,71,21
801013043 Meringden Rural Municipality	70,25	1,00	0	1,00,00	1,71,25
801013053 Maiwakhola Rural Municipality	70,13	1,00	0	1,00,00	1,71,13
801013063 Pathibhara Yangwarak Rural Municipality	69,97	1,00	0	1,00,00	1,70,97
801013073 Sidingwa Rural Municipality	70,18	1,00	0	1,00,00	1,71,18
801013083 Sirijanga Rural Municipality	70,32	1,00	0	1,00,00	1,71,32
Panchthar	5,66,41	1,97,68	0	8,50,00	16,14,09
Municipality	76,04	83,38	0	1,00,00	2,59,42
801011023 Fidim Municipality	76,04	83,38	0	1,00,00	2,59,42
Rural Municipality	4,90,37	1,14,30	0	7,50,00	13,54,67
801013093 Kummayak Rural Municipality	70,11	13,71	0	1,00,00	1,83,82
801013103 Tumbeva Rural Municipality	70,20	12,76	0	1,00,00	1,82,96
801013113 Phalelung Rural Municipality	70,06	20,24	0	1,00,00	1,90,30
801013123 Falgunand Rural Municipality	70,02	21,03	0	1,50,00	2,41,05
801013133 Miklajung Rural Municipality	70,08	24,44	0	1,00,00	1,94,52
801013143 Yangwarak Rural Municipality	69,95	1,00	0	1,00,00	1,70,95
801013153 Hilihang Rural Municipality	69,95	21,12	0	1,00,00	1,91,07
Ilam	7,16,17	13,41,69	0	10,00,00	30,57,86
Municipality	2,97,51	13,00,36	0	4,00,00	19,97,87
801011033 Ilam Municipality	75,80	63,54	0	1,00,00	2,39,34
801011043 Deumai Municipality	71,93	11,71	0	1,00,00	1,83,64
801011053 Mai Municipality	72,27	11,05	0	1,00,00	1,83,32
801011063 Suryodaya Municipality	77,51	12,14,06	0	1,00,00	13,91,57
Rural Municipality	4,18,66	41,33	0	6,00,00	10,59,99

Title		Fiscal Equalization (26331)	Conditional Grants (26332)	Special Grants (26333)	Supplementary Grants (26334)	Total
801013163	Chulachuli Rural Municipality	69,86	6,76	0	1,00,00	1,76,62
801013173	Fakphokathum Rural Municipality	69,73	7,93	0	1,00,00	1,77,66
801013183	MaiJogmai Rural Municipality	69,73	7,05	0	1,00,00	1,76,78
801013193	Mangsebung Rural Municipality	69,91	6,30	0	1,00,00	1,76,21
801013203	Rong Rural Municipality	69,72	7,60	0	1,00,00	1,77,32
801013213	Sandakpur Rural Municipality	69,71	5,69	0	1,00,00	1,75,40
Sankhuwasabha Municipality		7,05,42	2,54,69	0	10,00,00	19,60,11
801011153	Khandbari Municipality	72,06	77,97	0	1,00,00	2,50,03
801011163	Chainpur Municipality	71,87	30,69	0	1,00,00	2,02,56
801011173	Dharmadevi Municipality	70,06	22,21	0	1,00,00	1,92,27
801011183	Panchkhapan Municipality	70,23	23,60	0	1,00,00	1,93,83
801011193	Madi Municipality	70,12	19,21	0	1,00,00	1,89,33
Rural Municipality		3,51,08	81,01	0	5,00,00	9,32,09
801013293	Chichila Rural Municipality	69,93	14,62	0	1,00,00	1,84,55
801013303	Bhotkhola Rural Municipality	70,34	15,27	0	1,00,00	1,85,61
801013313	Makalu Rural Municipality	70,39	19,68	0	1,00,00	1,90,07
801013323	Sabhapokhari Rural Municipality	70,22	15,72	0	1,00,00	1,85,94
801013333	Silichong Rural Municipality	70,20	15,72	0	1,00,00	1,85,92
Tehrathum Municipality		4,18,05	56,00	0	6,00,00	10,74,05
801011203	Manglung Municipality	68,99	51,00	0	1,00,00	2,19,99
801011213	Laligurans Municipality	69,62	1,00	0	1,00,00	1,70,62
Rural Municipality		2,79,44	4,00	0	4,00,00	6,83,44
801013343	Atharai Rural Municipality	69,96	1,00	0	1,00,00	1,70,96
801013353	Chhathar Rural Municipality	69,91	1,00	0	1,00,00	1,70,91
801013363	Phedap Rural Municipality	69,77	1,00	0	1,00,00	1,70,77
801013373	Menchhayayem Rural Municipality	69,80	1,00	0	1,00,00	1,70,80
Dhankuta Municipality		4,92,28	2,02,68	0	7,50,00	14,44,96
801011243	Dhankuta Municipality	73,58	72,95	0	1,50,00	2,96,53
801011253	Pakhribash Municipality	69,43	22,62	0	1,00,00	1,92,05
801011263	Mahalakshmi Municipality	69,79	22,46	0	1,00,00	1,92,25

Title	Fiscal Equalization (26331)	Conditional Grants (26332)	Special Grants (26333)	Supplementary Grants (26334)	Total
Rural Municipality	2,79,48	84,65	0	4,00,00	7,64,13
801013453 Sahidbhumi Rural Municipality	69,98	19,15	0	1,00,00	1,89,13
801013463 Chaubise Rural Municipality	69,81	23,14	0	1,00,00	1,92,95
801013473 Chhatar Jorpati Rural Municipality	69,83	17,10	0	1,00,00	1,86,93
801013483 Sangurigadhi Rural Municipality	69,86	25,26	0	1,00,00	1,95,12
Bhojpur	6,33,41	5,41,32	0	9,00,00	20,74,73
Municipality	1,43,21	2,29,16	0	2,00,00	5,72,37
801011223 Bhojpur Municipality	71,45	1,70,20	0	1,00,00	3,41,65
801011233 Shadananda Municipality	71,76	58,96	0	1,00,00	2,30,72
Rural Municipality	4,90,20	3,12,16	0	7,00,00	15,02,36
801013383 Arun Rural Municipality	69,83	18,79	0	1,00,00	1,88,62
801013393 Amchok Rural Municipality	70,16	22,10	0	1,00,00	1,92,26
801013403 Temkemayung Rural Municipality	69,98	92,73	0	1,00,00	2,62,71
801013413 Pauwadunga Rural Municipality	69,99	18,60	0	1,00,00	1,88,59
801013423 Ram Prasad Rai Rural Municipality	69,97	20,01	0	1,00,00	1,89,98
801013433 Salpasilicho Rural Municipality	70,08	1,15,43	0	1,00,00	2,85,51
801013443 Hatuwagadhi Rural Municipality	70,19	24,50	0	1,00,00	1,94,69
Khotang	7,06,43	3,70,00	0	10,00,00	20,76,43
Municipality	1,47,37	2,52,00	0	2,00,00	5,99,37
801011403 Diktel Rupakot Mazhuvagadhi Municipality	75,62	2,51,00	0	1,00,00	4,26,62
801011413 Halesi Tuvachung Municipality	71,75	1,00	0	1,00,00	1,72,75
Rural Municipality	5,59,06	1,18,00	0	8,00,00	14,77,06
801013703 Aiselukharka Rural Municipality	69,98	1,00	0	1,00,00	1,70,98
801013713 Kepilasgadhi Rural Municipality	69,98	71,00	0	1,00,00	2,40,98
801013723 Khotehang Rural Municipality	69,92	1,00	0	1,00,00	1,70,92
801013733 Jantedhunga Rural Municipality	70,00	1,00	0	1,00,00	1,71,00
801013743 Diprung Chuichumma Rural Municipality	69,88	1,00	0	1,00,00	1,70,88
801013753 Rawa Besi Rural Municipality	69,72	1,00	0	1,00,00	1,70,72
801013763 Barahpokhari Rural Municipality	69,94	1,00	0	1,00,00	1,70,94
801013773 Sakela Rural Municipality	69,64	41,00	0	1,00,00	2,10,64
Solukhumbu	5,61,97	58,00	0	8,00,00	14,19,97

Title		Fiscal Equalization (26331)	Conditional Grants (26332)	Special Grants (26333)	Supplementary Grants (26334)	Total
Municipality		70,25	51,00	0	1,00,00	2,21,25
801011393	Soludukund Municipality	70,25	51,00	0	1,00,00	2,21,25
Rural Municipality		4,91,72	7,00	0	7,00,00	11,98,72
801013633	Khumbu Pasanglamu Rural Municipality	70,23	1,00	0	1,00,00	1,71,23
801013643	Mapya Dudhkoshi Rural Municipality	70,25	1,00	0	1,00,00	1,71,25
801013653	Thulung Dudhkoshi Rural Municipality	70,45	1,00	0	1,00,00	1,71,45
801013663	Nechasalyan Rural Municipality	70,14	1,00	0	1,00,00	1,71,14
801013673	Mahakulung Rural Municipality	70,36	1,00	0	1,00,00	1,71,36
801013683	Likhu Pike Rural Municipality	70,01	1,00	0	1,00,00	1,71,01
801013693	Sotang Rural Municipality	70,28	1,00	0	1,00,00	1,71,28
Okhaldhunga		5,61,90	58,00	0	8,00,00	14,19,90
Municipality		71,71	51,00	0	1,00,00	2,22,71
801011463	Siddhicharan Municipality	71,71	51,00	0	1,00,00	2,22,71
Rural Municipality		4,90,19	7,00	0	7,00,00	11,97,19
801013823	Khijidemba Rural Municipality	70,04	1,00	0	1,00,00	1,71,04
801013833	Champadevi Rural Municipality	70,19	1,00	0	1,00,00	1,71,19
801013843	Chishankhugadhi Rural Municipality	70,00	1,00	0	1,00,00	1,71,00
801013853	Manebhanjyang Rural Municipality	69,97	1,00	0	1,00,00	1,70,97
801013863	Molung Rural Municipality	70,00	1,00	0	1,00,00	1,71,00
801013873	Likhu Rural Municipality	69,93	1,00	0	1,00,00	1,70,93
801013883	Sunkoshi Rural Municipality	70,06	1,00	0	1,00,00	1,71,06
Udaipur		5,95,78	2,68,00	0	8,00,00	16,63,78
Municipality		3,12,88	2,64,00	0	4,00,00	9,76,88
801011423	Katari Municipality	77,76	11,00	0	1,00,00	1,88,76
801011433	Chaudandigarhi Municipality	75,91	1,00	0	1,00,00	1,76,91
801011443	Triyuga Municipality	84,82	51,00	0	1,00,00	2,35,82
801011453	Belka Municipality	74,39	2,01,00	0	1,00,00	3,75,39
Rural Municipality		2,82,90	4,00	0	4,00,00	6,86,90
801013783	Udayapurgadhi Rural Municipality	72,70	1,00	0	1,00,00	1,73,70
801013793	Tapli Rural Municipality	70,12	1,00	0	1,00,00	1,71,12
801013803	Rautahamai Rural Municipality	70,05	1,00	0	1,00,00	1,71,05

Title	Fiscal Equalization (26331)	Conditional Grants (26332)	Special Grants (26333)	Supplementary Grants (26334)	Total
801013813 Limchungbung Rural Municipality	70,03	1,00	0	1,00,00	1,71,03
Jhapa Municipality	11,48,65	4,75,00	0	15,50,00	31,73,65
	6,38,50	4,68,00	0	8,00,00	19,06,50
801011073 Arjundhara Municipality	77,41	1,00	0	1,00,00	1,78,41
801011083 Kankai Municipality	73,22	1,00	0	1,00,00	1,74,22
801011093 Gauradaha Municipality	76,17	1,00	0	1,00,00	1,77,17
801011103 Damak Municipality	82,61	3,11,00	0	1,00,00	4,93,61
801011113 Birtamod Municipality	82,07	1,00	0	1,00,00	1,83,07
801011123 Bhadrapur Municipality	80,25	51,00	0	1,00,00	2,31,25
801011133 Mechinagar Municipality	88,86	1,01,00	0	1,00,00	2,89,86
801011143 Shivasatakshi Municipality	77,91	1,00	0	1,00,00	1,78,91
Rural Municipality	5,10,15	7,00	0	7,50,00	12,67,15
801013223 Kachankawal Rural Municipality	74,22	1,00	0	1,00,00	1,75,22
801013233 Kamal Rural Municipality	73,90	1,00	0	1,50,00	2,24,90
801013243 Gauriganj Rural Municipality	72,04	1,00	0	1,00,00	1,73,04
801013253 Jhapa Rural Municipality	72,12	1,00	0	1,00,00	1,73,12
801013263 Bahardashi Rural Municipality	71,97	1,00	0	1,00,00	1,72,97
801013273 Buddhashanti Rural Municipality	73,98	1,00	0	1,00,00	1,74,98
801013283 Haldibari Rural Municipality	71,92	1,00	0	1,00,00	1,72,92
Morang	13,14,11	4,31,00	0	19,50,00	36,95,11
Metropolitan City	1,10,68	1,05,55	0	3,00,00	5,16,23
801010113 Biratnagar Metropolitan City	1,10,68	1,05,55	0	3,00,00	5,16,23
Municipality	6,16,96	1,99,38	0	8,50,00	16,66,34
801011313 Uurlabari Municipality	75,62	28,07	0	1,00,00	2,03,69
801011323 Pathari Sanishchare Municipality	77,27	20,29	0	1,00,00	1,97,56
801011333 Belbari Municipality	79,69	29,06	0	1,00,00	2,08,75
801011343 Rangeli Municipality	76,09	33,85	0	1,50,00	2,59,94
801011353 Ratuwamai Municipality	78,31	29,73	0	1,00,00	2,08,04
801011363 Letang Municipality	71,91	1,00	0	1,00,00	1,72,91
801011373 Sunvarshi Municipality	76,24	25,21	0	1,00,00	2,01,45
801011383 Sundarharaincha Municipality	81,83	32,17	0	1,00,00	2,14,00

Title	Fiscal Equalization (26331)	Conditional Grants (26332)	Special Grants (26333)	Supplementary Grants (26334)	Total
Rural Municipality	5,86,47	1,26,07	0	8,00,00	15,12,54
801013553 Katakari Rural Municipality	74,10	19,32	0	1,00,00	1,93,42
801013563 Kanepokhari Rural Municipality	73,95	1,00	0	1,00,00	1,74,95
801013573 Kerabari Rural Municipality	72,03	24,01	0	1,00,00	1,96,04
801013583 Gramthan Rural Municipality	71,95	1,00	0	1,00,00	1,72,95
801013593 Jahda Rural Municipality	74,28	20,87	0	1,00,00	1,95,15
801013603 Dhanpalathan Rural Municipality	74,16	19,62	0	1,00,00	1,93,78
801013613 Budhiganga Rural Municipality	74,04	22,21	0	1,00,00	1,96,25
801013623 Miklajung Rural Municipality	71,96	18,04	0	1,00,00	1,90,00
Sunsari	9,46,28	3,59,39	0	11,70,00	24,75,67
Sub-Metropolitan City	1,90,05	1,45,56	0	2,00,00	5,35,61
801010313 Itahari Sub- Metropolis	94,70	73,03	0	1,00,00	2,67,73
801010323 Dharan Sub-Metropolis	95,35	72,53	0	1,00,00	2,67,88
Municipality	3,14,72	94,62	0	4,00,00	8,09,34
801011273 Inaruwa Municipality	78,09	26,97	0	1,00,00	2,05,06
801011283 Duhabi Municipality	77,61	25,97	0	1,00,00	2,03,58
801011293 Barah Municipality	82,69	16,00	0	1,00,00	1,98,69
801011303 Ramdhuni Municipality	76,33	25,68	0	1,00,00	2,02,01
Rural Municipality	4,41,51	1,19,21	0	5,70,00	11,30,72
801013493 Koshi Rural Municipality	74,43	21,41	0	1,00,00	1,95,84
801013503 Gadhi Rural Municipality	72,11	20,76	0	1,00,00	1,92,87
801013513 Dewanganj Rural Municipality	74,17	19,70	0	1,00,00	1,93,87
801013523 Barju Rural Municipality	72,13	18,60	0	1,00,00	1,90,73
801013533 Bhokraha Narasimha Rural Municipality	74,34	19,87	0	70,00	1,64,21
801013543 Harinagar Rural Municipality	74,33	18,87	0	1,00,00	1,93,20

Recommendation Regarding Vehicle Tax Sharing

(Local Level)

Fiscal Year 2077/78 BS (2020/21 AD)

Annex-2**Province No. 1****Recommendation Regarding Vehicle Tax Sharing by the Provincial Government to Local Level for the Fiscal Year 2077/78 BS**

S. N.	District	Code for Local Level	Local Level Name	Vehicle Tax Sharing	
				Part of the vehicle tax sharing	Estimated amount based on the part of vehicle tax sharing (in Rs. Thousand)
1	Taplejung	10101	Faktanglung Rural Municipality	0.00535881	4431
2	Taplejung	10102	Mikwakhola Rural Municipality	0.00235080	1944
3	Taplejung	10103	Meringden Rural Municipality	0.00269917	2232
4	Taplejung	10104	Maiwakhola Rural Municipality	0.00210663	1742
5	Taplejung	10105	Atharai Triveni Rural Municipality	0.00245001	2026
6	Taplejung	10106	Fungling Municipality	0.00837752	6928
7	Taplejung	10107	Pathibhara Yangwarak Rural Municipality	0.00313126	2589
8	Taplejung	10108	Sirijanga Rural Municipality	0.00338009	2795
9	Taplejung	10109	Sidingwa Rural Municipality	0.00219506	1815
10	Sankhuwasabha	10201	Bhotkhola Rural Municipality	0.00378127	3127
11	Sankhuwasabha	10202	Makalu Rural Municipality	0.00516469	4271
12	Sankhuwasabha	10203	Silichong Rural Municipality	0.00312809	2587
13	Sankhuwasabha	10204	Chichila Rural Municipality	0.00173169	1432

14	Sankhuwasabha	10205	Sabhapokhari Rural Municipality	0.00242599	2006
15	Sankhuwasabha	10206	Khandbari Municipality	0.00752325	6221
16	Sankhuwasabha	10207	Panchkhapan Municipality	0.00422321	3492
17	Sankhuwasabha	10208	Chainpur Municipality	0.01189511	9837
18	Sankhuwasabha	10209	Madi Municipality	0.00274532	2270
19	Sankhuwasabha	10210	Dharmadevi Municipality	0.00469280	3881
20	Solukhumbu	10301	Khumbu Pasanglamu Rural Municipality	0.00181588	1502
21	Solukhumbu	10302	Mahakulung Rural Municipality	0.00224155	1854
22	Solukhumbu	10303	Sotang Rural Municipality	0.00123636	1022
23	Solukhumbu	10304	Mapya Dudhkoshi Rural Municipality	0.00219022	1811
24	Solukhumbu	10305	Thulung Dudhkoshi Rural Municipality	0.00296481	2452
25	Solukhumbu	10306	Nechasalyan Rural Municipality	0.00238692	1974
26	Solukhumbu	10307	Soludukund Municipality	0.01045067	8642
27	Solukhumbu	10308	Likhu Pike Rural Municipality	0.00189689	1569
28	Okhaldhunga	10401	Chishankhugadhi Rural Municipality	0.00261969	2166
29	Okhaldhunga	10402	Siddhicharan Municipality	0.01133658	9375
30	Okhaldhunga	10403	Molung Rural Municipality	0.00291309	2409
31	Okhaldhunga	10404	Khijidemba Rural Municipality	0.00293757	2429
32	Okhaldhunga	10405	Likhu Rural Municipality	0.00290818	2405
33	Okhaldhunga	10406	Champadevi Rural Municipality	0.00340946	2819
34	Okhaldhunga	10407	Sunkoshi Rural Municipality	0.00390878	3232

35	Okhaldhunga	10408	Manebhanjyang Rural Municipality	0.00520059	4301
36	Khotang	10501	Kepilasangadhi Rural Municipality	0.00421048	3482
37	Khotang	10502	Aiselukharka Rural Municipality	0.00298360	2467
38	Khotang	10503	Rawa Besi Rural Municipality	0.00383396	3170
39	Khotang	10504	Halesi Tuvachung Municipality	0.00939894	7772
40	Khotang	10505	Diktel Rupakot Mazhuvagadhi Municipality	0.01605715	13278
41	Khotang	10506	Sakela Rural Municipality	0.00389746	3223
42	Khotang	10507	Diprung Chuichumma Rural Municipality	0.00491397	4064
43	Khotang	10508	Khotelang Rural Municipality	0.00657845	5440
44	Khotang	10509	Jantedhunga Rural Municipality	0.00357308	2955
45	Khotang	10510	Barahpokhari Rural Municipality	0.00366444	3030
46	Bhojpur	10601	Shadananda Municipality	0.00842569	6968
47	Bhojpur	10602	Salpasilicho Rural Municipality	0.00243110	2010
48	Bhojpur	10603	Temkemayung Rural Municipality	0.00457074	3780
49	Bhojpur	10604	Bhojpur Municipality	0.01229406	10167
50	Bhojpur	10605	Arun Rural Municipality	0.00571612	4727
51	Bhojpur	10606	Pauwadunma Rural Municipality	0.00312149	2581
52	Bhojpur	10607	Ram Prasad Rai Rural Municipality	0.00492264	4071
53	Bhojpur	10608	Hatuwagadhi Rural Municipality	0.00314219	2598
54	Bhojpur	10609	Amchok Rural Municipality	0.00321924	2662
55	Dhankuta	10701	Mahalakshmi Municipality	0.00551771	4563

56	Dhankuta	10702	Pakhribash Municipality	0.00418269	3459
57	Dhankuta	10703	Chhatar Jorpati Rural Municipality	0.00375219	3103
58	Dhankuta	10704	Dhankuta Municipality	0.01098176	9081
59	Dhankuta	10705	Sahidbhumi Rural Municipality	0.00288617	2387
60	Dhankuta	10706	Sangurigadhi Rural Municipality	0.00499593	4131
61	Dhankuta	10707	Chaubise Rural Municipality	0.00514878	4258
62	Tehrathum	10801	Atharai Rural Municipality	0.00707200	5848
63	Tehrathum	10802	Phedap Rural Municipality	0.00592995	4904
64	Tehrathum	10803	Menchhayayem Rural Municipality	0.00181649	1502
65	Tehrathum	10804	Manglung Municipality	0.01093531	9043
66	Tehrathum	10805	Laliguran's Municipality	0.00508461	4205
67	Tehrathum	10806	Chhatar Rural Municipality	0.00412398	3410
68	Panchthar	10901	Yangwarak Rural Municipality	0.00560501	4635
69	Panchthar	10902	Hilihang Rural Municipality	0.00496733	4108
70	Panchthar	10903	Phalelung Rural Municipality	0.00461767	3819
71	Panchthar	10904	Fidim Municipality	0.01397211	11554
72	Panchthar	10905	Falgunand Rural Municipality	0.00471046	3895
73	Panchthar	10906	Kummayak Rural Municipality	0.00344314	2847
74	Panchthar	10907	Tumbeva Rural Municipality	0.00256981	2125
75	Panchthar	10908	Miklajung Rural Municipality	0.00624829	5167
76	Ilam	11001	Mai Jogmai Rural Municipality	0.00576590	4768

77	Ilam	11002	Sandakpur Rural Municipality	0.00555344	4592
78	Ilam	11003	Ilam Municipality	0.01629791	13478
79	Ilam	11004	Deumai Municipality	0.00751732	6216
80	Ilam	11005	Fakphokathum Rural Municipality	0.00610112	5045
81	Ilam	11006	Mangsebung Municipality	0.00593013	4904
82	Ilam	11007	Chulachuli Rural Municipality	0.00458684	3793
83	Ilam	11008	Mai Municipality	0.00636644	5265
84	Ilam	11009	Suryoday Municipality	0.02515578	20803
85	Ilam	11010	Rong Rural Municipality	0.00546073	4516
86	Jhapa	11101	Mechinagar Municipality	0.02127831	17596
87	Jhapa	11102	Buddhashanti Rural Municipality	0.00597432	4940
88	Jhapa	11103	Arjundhara Municipality	0.01532872	12676
89	Jhapa	11104	Kankai Municipality	0.01403008	11602
90	Jhapa	11105	Shivasatakshi Municipality	0.01748683	14461
91	Jhapa	11106	Kamal Rural Municipality	0.00837679	6927
92	Jhapa	11107	Damak Municipality	0.00824998	6822
93	Jhapa	11108	Gauradaha Municipality	0.00913103	7551
94	Jhapa	11109	Gauriganj Rural Municipality	0.00535151	4425
95	Jhapa	11110	Jhapa Rural Municipality	0.00561441	4643
96	Jhapa	11111	Bahardashi Rural Municipality	0.00562086	4648
97	Jhapa	11112	Birtamod Municipality	0.01518937	12561

98	Jhapa	11113	Haldibari Rural Municipality	0.00482026	3986
99	Jhapa	11114	Bhadrapur Municipality	0.01005631	8316
100	Jhapa	11115	Kachankawal Rural Municipality	0.00536399	4436
101	Morang	11201	Miklajung Rural Municipality	0.00566867	4688
102	Morang	11202	Letang Municipality	0.00792094	6550
103	Morang	11203	Kerabari Rural Municipality	0.00628408	5197
104	Morang	11204	Sundaraharaincha Municipality	0.02238621	18512
105	Morang	11205	Belbari Municipality	0.01483848	12271
106	Morang	11206	Kanepokhari Rural Municipality	0.00630443	5213
107	Morang	11207	Pathari Sanishchare Municipality	0.01468542	12144
108	Morang	11208	Urlabari Municipality	0.01209863	10005
109	Morang	11209	Ratuwamai Municipality	0.00932513	7711
110	Morang	11210	Sunvarshi Municipality	0.00859031	7104
111	Morang	11211	Rangeli Municipality	0.01027886	8500
112	Morang	11212	Gramthan Rural Municipality	0.00551086	4557
113	Morang	11213	Budhiganga Rural Municipality	0.00624048	5161
114	Morang	11214	Biratnagar Metropolitan City	0.05404397	44692
115	Morang	11215	Katahari Rural Municipality	0.00576955	4771
116	Morang	11216	Dhanpalathan Rural Municipality	0.00615602	5091
117	Morang	11217	Jahda Rural Municipality	0.00618544	5115
118	Sunsari	11301	Dharan Sub-Metropolis	0.02222611	18380

119	Sunsari	11302	Barakhshetra Municipality	0.01132997	9369
120	Sunsari	11303	Koshi Rural Municipality	0.00537306	4443
121	Sunsari	11304	Bhokraha Narasimha Rural Municipality	0.00528484	4370
122	Sunsari	11305	Ramdhuni Municipality	0.00665720	5505
123	Sunsari	11306	Itahari Sub-Metropolis	0.02718106	22477
124	Sunsari	11307	Duhabi Municipality	0.00805341	6660
125	Sunsari	11308	Gadhi Rural Municipality	0.00488765	4042
126	Sunsari	11309	Inaruwa Municipality	0.01101949	9113
127	Sunsari	11310	Harinagar Rural Municipality	0.00490847	4059
128	Sunsari	11311	Dewanganj Rural Municipality	0.00480114	3970
129	Sunsari	11312	Barju Rural Municipality	0.00431105	3565
130	Udaipur	11401	Belka Municipality	0.00730342	6040
131	Udaipur	11402	Chaudandigarhi Municipality	0.01220323	10091
132	Udaipur	11403	Triyuga Municipality	0.02059136	17028
133	Udaipur	11404	Rautamai Rural Municipality	0.00545088	4508
134	Udaipur	11405	Limchungbung Rural Municipality	0.00348212	2880
135	Udaipur	11406	Tapli Rural Municipality	0.00323492	2675
136	Udaipur	11407	Katari Municipality	0.01791286	14813
137	Udaipur	11408	Udayapurgadhi Rural Municipality	0.00559770	4629

